



**MITSUBISHI  
MOTORS**

Drive your Ambition



# ***PAJERO SPORT***



# BUILT FOR ADVENTURE



Elevate your adventure. Combining style, luxury, cutting-edge MiTEC technology and genuine four-wheel drive performance, the sleek Pajero Sport fuses elegance, space and safety for urban driving with agility and toughness for true off-road excitement. Read on. You'll have the confidence to go anywhere your heart desires in the Pajero Sport.

Cover & Page 2 Exceed model shown with optional accessory rear spoiler.

## Pajero Sport, built for the time of your life

Since 1917 Mitsubishi Motors has been at the forefront of technological innovation, having launched the innovative Super-Select 4WD system and the world's first Plug-in hybrid electric SUV, our vehicles have been tested and triumphed in some of the most gruelling and toughest terrains on earth including Dakar rally. These engineering milestones and our commitment to reliability and ingenuity set us apart from the competition. As we continue to move forward, pushing the boundaries of innovation, you can rest assured your Mitsubishi has been built for the time of your life.



# PAJERO SPORT



Take one look at Pajero Sport's contemporary face and you'll know there's performance in store.

- + At its core Pajero Sport has a responsive 2.4L DOHC MIVEC common rail intercooled diesel engine, but it's the pairing with the 8-speed automatic transmission that provides the optimum balance of engine power, fuel economy and interior quietness.
- + The tube style LED Daytime Running Lamps (DRL) signal Pajero Sport's arrival. While the distinctive vertical rear combination lamps make a confident statement.
- + Twin-spoke 18" alloy wheels set Pajero Sport perfectly on the road. The built in roof rails show it means business, while the styled aerodynamics provide directional stability at higher speeds as well as contributing to reduced fuel consumption.

Exceed model shown with optional accessory rear spoiler.

+ The front end design also decreases water splash on the windshield when going through water, helping to keep your field of view clear so you can see what's ahead.

- + The GLS and Exceed models are also MiTEC equipped with rain sensing wipers that activate automatically when moisture is detected on the windscreen, allowing you to keep your hands on the wheel and your focus on the road ahead.
- + MiTEC dusk sensing headlights on the GLS and Exceed models automatically illuminate in fading light or when travelling through a tunnel.





# TO EXPLORE, YOU NEED PLENTY OF ROOM



**A busy, energetic lifestyle is not something you can confine. Pajero Sport gives you all the interior space you need to take you comfortably to the wide, open spaces that beckon.**

- + The first thing you'll notice when you start the engine in the Exceed model is the 8" colour LCD multi-information display which allows you to customise the information you want at your fingertips, like essential trip information, monitoring outside temperature, driving distance and fuel consumption.
- + Tilt and telescopic steering wheel lets you find your optimum driving position while the premium leather four-spoke steering wheel features paddle shifters and phone, audio and Adaptive Cruise Control\* switches. Multi Around Monitor switch is also on hand in Exceed models.
- + Premium, dual density cushioned seats provide a comfortable ride while the GLS and Exceed's soft leather appointed seats\* and heated, power front seats provide that extra piece of indulgence.
- + The roomy interior gives your family members generous head and legroom as well as plenty of in-cabin storage space for nearly anything you want to bring along for the ride. The second row seats can be generously reclined for a more relaxed ride or tumbled forward. In 7 seat models\* the third row seats comfortably sit an extra two people or can be easily folded forward to create a wide flat storage space.
- + Automatic dual zone\* climate control air conditioning for the driver and front passenger and rear air vents with cooler, add to your driving comfort.
- + The feeling of Pajero Sport is quality with premium finishes like piano black panels and a higher centre console with soft knee pads. The electric park brake and speed sensing automatic door locking also create a feeling of quiet confidence.
- + GLS and Exceed models feature a convenient power tailgate with hands-free sensor function.
- + Pajero Sport's intuitive technologies take care of the small things so you can focus on your journey ahead, allowing customisation of vehicles functions including; finding your car in a dark carpark, lighting your way as you exit the car, conserving battery power if you happen to leave a door open, folding the rear view mirrors in and out before and after driving and even wiping the rear window clean when you engage reverse.

\*Leather appointed seats are a combination of genuine and artificial leather, but are not wholly leather. \*Not available on GLX model. Exceed model shown.



# STAY CONNECTED



+ Pajero Sport's innovative Smartphone link Display Audio (SDA)<sup>6</sup> is a true extension of your smartphone via Android Auto™<sup>1</sup> or Apple CarPlay<sup>2</sup>. Connected to an impressive 8" touchscreen, you can access your phone's compatible apps and get direction, make calls, send and receive messages and listen to music from any source including DAB+ radio. With a smartphone storage tray and USB connectors in the centre console, everything is taken care of. Pajero Sport Exceed goes that one step further with an integrated Satellite Navigation system.

+ Rear seat integrated USB power ports are within easy reach to keep phones and devices charged at all times.

+ To ensure safety while you drive, the primary call and music streaming functions can be controlled by voice command or by steering wheel controls, so your eyes stay focused on the road ahead.


+ Smart Key lets you lock and unlock doors, and even start the engine with the touch of a button, all while your Smart Key is tucked safely in your bag or pocket.

+ Pajero Sport Exceed offers remote control connectivity via Mitsubishi Remote Control Smartphone App. You'll be able to operate the tailgate, check vehicle status, monitor fuel consumption, activate the car finder function or connect to your Apple watch all through the convenient Smartphone App.


# ALL THE POWER TO EXPLORE BEYOND



**2H (4WD High Range)**  
For normal road conditions.<sup>^</sup>



**4H (Full Time 4WD)**  
For rough roads and hazardous conditions.<sup>^</sup>



**4HLC (4WD High Range with locked centre differential)**  
For rugged terrain with low-grip surfaces.<sup>^</sup>



**4LLC (4WD Low Range with locked centre differential)**  
For steep hills, sand, deep snow, etc.<sup>^</sup>

Think of any terrain and you'll know that, true to its heritage, Pajero Sport can go there.

- + The 2.4L DOHC MIVEC 16 valve common rail intercooled diesel engine will exceed your expectations. Peak power is 133kW at 3500rpm, while torque is an impressive 430Nm at 2500rpm.
- + The 8-speed automatic transmission's wide range of gear ratios provide smooth acceleration and also low rpm high speed cruising to enhance driving efficiency.
- + Towing your boat, caravan or trailer is a breeze with Pajero Sport's 3.1 tonne towing capacity.

- + Hill Descent Control (HDC) can be initiated when you start travelling down a steep gradient more than 5% and can be set at any speed between 2-20km/h. Adjusting engine output and automatically applying brakes to maintain the set speed, it allows you to concentrate on steering without having to manually apply the brakes.
- + Hill Start Assist (HSA) prevents your Pajero Sport from rolling backwards on hills by maintaining the braking force for 2 seconds to give you time to move your foot from the brake to the accelerator.

- + Mitsubishi's Super Select II 4WD system delivers performance in the most challenging driving conditions and rugged terrain. This advanced technology provides four driving modes: 2WD High Range, Full Time 4WD, High and Low Range 4WD with locked centre differential. An easy-to-operate four-wheel-drive selector dial allows switching between 2WD and 4WD on the move at speeds under 100km/h.<sup>^</sup>
- + In addition, the selectable Off Road Mode maximises traction on unsealed surfaces. The Gravel, Mud/Snow, Sand or Rock setting can be selected to suit surface conditions and optimises engine output, transmission and traction settings for superior traction.



# GUIDE. PROTECT. CONNECT.

# MiTEC

Mitsubishi Motors Intuitive Technology or MiTEC, is an integrated system\* of brilliant innovations in action, working in unison to guide and protect, alert and connect, even entertain, it thinks like you, reacts like you, before you even know it. MiTEC delivers unsurpassed safety, and next generation features to the modern-day driver.

These significant safety features coupled with Mitsubishi's Reinforced Impact safety Evolution (RISE) body have earned Pajero Sport the maximum ANCAP safety rating of 5 stars so you can rest assured you're driving one of the safest cars on the road.



TESTED  
2015 ★ ★ ★ ★ ★




#### Forward Collision Mitigation<sup>1</sup>

Mitsubishi's Forward Collision Mitigation system detects obstructions ahead and issues a visual and audio alert when there is a danger of collision, automatically applying the brakes to avoid collision or reduce impact.



#### Blind Spot Warning<sup>2</sup> & Lane Change Assist<sup>2</sup>

Mitsubishi's Blind Spot Warning and Lane Change Assist helps you change lanes with confidence. The Lane Change Assist system sounds an audible alert and displays a blinking warning in the door mirror when the system detects a high collision probability with a vehicle coming from behind moving to the same direction within 3.5m from your vehicles side or 70m from its rear bumper.

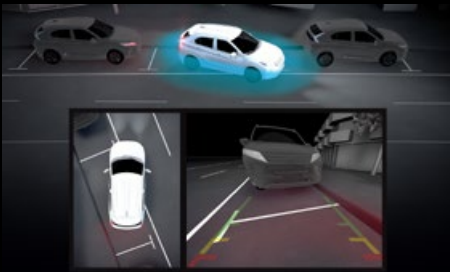


#### Adaptive Cruise Control<sup>3</sup>

Mitsubishi's Adaptive Cruise Control uses radar technology to detect any cars in the lane ahead and adjusts the speed of your car accordingly while maintaining a safe distance set by you.

\*Please drive safely and never rely solely on these systems while driving. Drivers are fully responsible for their own safe driving. \*Exceed models only. 1. The detection and control capabilities of FCM are supplementary only and do not prevent collisions in every situation. Please read the operation manual carefully and be aware of these limitations. 2. The detection and control capabilities of BSW and LCA are supplementary only and do not warn you of vehicles in blind spot every situation. BSW and LCA may not activate in some situations. 3. ACC may not activate in some situations depending on the vehicle in front and its conditions, weather and road conditions. This system may be unable to decelerate sufficiently if the vehicle in front brakes suddenly or another vehicle cuts into your path. Please see the user manual for more information.





#### Multi Around Monitor\*

Mitsubishi's Multi Around Monitor provides a 360° birds-eye view of your car. The view from cameras mounted on the front, rear and side of the vehicle (including birds-eye view) can be displayed in various combinations to reveal what is in blind spots and help you park more safely.



#### Ultrasonic misacceleration Mitigation System\*\*

Mitsubishi's Ultrasonic misacceleration Mitigation System reduces the chance and severity of hitting obstacles 4m in front or behind when a driver mistakenly presses the accelerator when stationary or at speeds up to 10km/h.



#### Active Stability Control

Mitsubishi's Active Stability Control intuitively recognises when you over-steer or under-steer and applies the brake force to appropriate wheels to keep you stable through corners.



#### Active Traction Control

Mitsubishi's Active Traction Control helps maintain traction on most slippery or rugged surfaces. Active Traction Control automatically controls the engine output – so driving wheels are prevented from spinning. Sensing loss of traction in independent wheels it then applies braking force to that particular wheel and sends extra power and torque to other wheels with traction, to keep the vehicle moving and in control.



#### Hill Start Assist

Steep city streets or congested shopping mall ramps are no longer a problem with Mitsubishi's Hill Start Assist technology. It prevents the car from rolling backwards by maintaining braking force to give you time to move your foot from brake to accelerator.



#### Electronic Brakeforce Distribution

Mitsubishi's Electronic Brakeforce Distribution works hand-in-hand with your car's Anti-lock Braking Systems computer to assess load and distribute braking force between the front and rear wheels. When you have a load in the rear, it helps you stop in a shorter distance than standard brakes.



#### Anti-lock Braking System

Mitsubishi's Anti-lock Braking System allows the driver to maintain steering control of the vehicle and manoeuvre around obstructions in heavy braking situations.



#### Rear Cross Traffic Alert\*\*

Mitsubishi's Rear Cross Traffic Alert system helps detect a moving vehicle when reversing. It alerts you via a buzzer sound, and an indicator light appearing in the combination meter and blinking light in the side door mirror.



#### Auto Dusk Sensing Headlamps\*

Mitsubishi's Dusk sensing Headlights automatically illuminate in fading light or when travelling through a tunnel, allowing you to keep your hands on the wheel and your focus on the road ahead.




#### Auto Rain Sensing Wipers\*

Mitsubishi's Rain Sensing Wipers activate automatically when moisture is detected on the windscreen, allowing you to keep your hands on the wheel and your focus on the road ahead.



#### Rear View Camera & Parking Sensors

Mitsubishi's Rear View Camera and Parking sensors assist when parking in tight spots. Sensors detect and warn you if you're getting too close to objects behind you when reversing into a parking space.



#### Trailer Stability Assist

To prevent 'trailer-swing' when towing at speed. Trailer Stability Assist controls individual wheel slip to stabilise the trailer. The system detects when the trailer is starting to oscillate and automatically warns drivers behind by flashing brake lights on both the car and trailer.

\*Exceed models only. \*\*GLS & Exceed models only. 4.Ultrasonic misacceleration Mitigation System (UMS) may not activate in some conditions. The engine output control activates when driving; 01-10km/h (not in N or P Position); obstacle/vehicle is within approx. 4m range; accelerator pedal is pushed hard or abruptly; driver is not turning to avoid obstacle/vehicle. The detection and control capabilities of UMS are supplementary only and do not prevent misacceleration in every situation. 5.Do not rely solely on this system, which may not detect all moving vehicles in certain conditions.

# KEY SPECIFICATIONS

KEY	■	Standard
	–	Not available

MECHANICAL		GLX AUTO	GLS 5 SEAT AUTO	GLS 7 SEAT AUTO	EXCEED AUTO
	Engine				
	Type	2.4L 4N15 MIVEC DID Turbo diesel			
	Size (L)	2.4			
	Compression ratio	15.5:1			
	Displacement (cc)	2442			
	Bore x Stroke (mm)	86 x 105.1			
	Maximum Power (kW@rpm)	133 @ 3500			
	Maximum Torque (Nm@rpm)	430 @ 2500			
	Fuel Type	Diesel			
	Fuel consumption (ADR 81/02per 100km)*	8			
	CO2 - g/km	212			
	Fuel tank capacity (L)	68			
	Transmission				
	Type	Auto			
	Number of speeds	8			
	Manual shift mode	■			
	Paddle shift	■			
	Gear ratio 1st	4.845			
	2nd	2.84			
	3rd	1.863			
	4th	1.436			
	5th	1.216			
	6th	1			
	7th	0.815			
	8th	0.672			
	Reverse	3.825			
	Rear axle ratio	3.692			
	4WD transfer box - High / Low ratio	1 / 2.566			
	Super Select II 4WD	■			
	Selectable off-road modes	■			
	Rear differential lock	–	■	■	■
	Chassis				
	Front brakes	Ventilated disc			
	Rear brakes	Ventilated disc			
	Front suspension	Double wishbone, coil spring & stabiliser bar			
	Rear suspension	3-link, coil spring & stabiliser bar			
	Wheels and Tyres				
	Wheel type	Alloy	Alloy (two tonne)		
	Wheel size (inches)	18 x 75J	18 x 75J		
	Tyre size	265/60R18 110H	265/60R18 110H		
	Spare wheel type	Full size - Alloy	Full size - Alloy (two tonne)		
	Active Safety				
	Forward Collision Mitigation system (FCM)	■	■	■	■
	Adaptive Cruise Control (ACC)	–	■	■	■
	Blind Spot Warning (BSW)	–	–	–	■
	Lane Change Assist (LCA)	–	–	–	■
	Rear Cross Traffic Alert (RCTA)	–	–	–	■
	Ultrasonic misacceleration Mitigation System (UMS)	–	–	–	■
	Speed limiter	■	■	■	■
	Emergency Stop Signal function (ESS)	■	■	■	■
	Emergency Brake Assist system (EBA)	■	■	■	■

	GLX AUTO	GLS 5 SEAT AUTO	GLS 7 SEAT AUTO	EXCEED AUTO	
SAFETY, SECURITY AND DRIVER ASSISTANCE	Hill Start Assist (HSA)	■	■	■	■
	Hill Descent Control (HDC)	■	■	■	■
	Active Stability Control (ASC)	■	■	■	■
	Trailer Stability Assist (TSA)	■	■	■	■
	Active Traction Control (ATC)	■	■	■	■
	Anti-lock Braking System (ABS)	■	■	■	■
	Electronic Brakeforce Distribution (EBD)	■	■	■	■
	Brake Override System (BOS)	■	■	■	■
	Airbags				
	Driver & front passenger SRS airbags	■	■	■	■
	Driver & front passenger side SRS airbags	■	■	■	■
	Curtain SRS airbags	■	■	■	■
	Driver knee airbag	■	■	■	■
	Seatbelts				
	Front seat belt pretensioners	■	■	■	■
	Auto Locking Retractor (ALR) seatbelts on outboard 2nd row seats	■	■	■	■
	Child Safety				
	ISO-Fix child seat anchorage			2	
	Child restraint top tether			3	
	Child proof rear door locks	■	■	■	■
	Power window lock driver control - passenger windows	■	■	■	■
	Driver Assistance				
	Cruise control	■	■	■	■
	Electrochromatic rear view mirror	–	■	■	■
	Electric park brake	■	■	■	■
	Brake auto hold function	■	■	■	■
	Colour digital instrument display	–	–	–	■
	Speed limit display	–	–	–	■
	Automatic dusk sensing headlights	–	■	■	■
	Speed sensitive intermittent windshield wipers	■	■	■	■
	Automatic rain sensing wipers	–	■	■	■
	Intermittent rear wiper and washer	■	■	■	■
	Parking Assistance				
	Multi Around Monitor (MAM)	–	–	–	■
	Rear view camera	■	■	■	■
Front parking sensors	–	–	–	■	
Rear parking sensors	■	■	■	■	
Security					
Auto door lock	■	■	■	■	
Encrypted engine immobiliser	■	■	■	■	
AUDIO & MULTIMEDIA	Audio and Multimedia				
	Smartphone link Display Audio (SDA) with touch screen	■	■	■	■
	Touch screen size (inches)	8	8	8	8
	Android Auto	■	■	■	■
	Apple CarPlay	■	■	■	■
	Satellite navigation	–	–	–	■
	Premium audio	–	–	–	■
	Speakers	4	6	6	8
	Bluetooth connectivity with voice control & audio streaming	■	■	■	■
	Digital Audio Broadcast (DAB) radio	■	■	■	■
	AM/FM radio	■	■	■	■
	USB input	2	2	2	2
	HDMI input	1	1	1	1
	Remote Smartphone App				
	Operate tailgate	–	–	–	■
	Check vehicle status	–	–	–	■
	Monitor fuel consumption	–	–	–	■
	Activate car finder function	–	–	–	■
	Set up notifications	–	–	–	■
	Apple watch connectivity	–	–	–	■



		GLX AUTO	GLS 5 SEAT AUTO	GLS 7 SEAT AUTO	EXCEED AUTO
COMFORT & CONVENIENCE	<b>Comfort and Convenience</b>				
	Smart key	■	■	■	■
	One touch start system	■	■	■	■
	Keyless entry with central door locking	■	■	■	■
	Multifunction steering wheel controls	■	■	■	■
	Tilt & telescopic steering column	■	■	■	■
	Auto up/down driver control - all windows	■	■	■	■
	Side and rear window demisters	■	■	■	■
	Power tailgate	–	■	■	■
	Accessory socket (12V)	3	3	3	3
	Second row seat USB power supply	2	2	2	2
	AC power outlet (220V)	■	■	■	■
	<b>Air Conditioning</b>				
	Climate control (No of zones)	1	2	2	2
	Rear cooler	■	■	■	■
	Rear air conditioning vents	■	■	■	■
	Dust and pollen filter	■	■	■	■
EXTERIOR	<b>Exterior</b>				
	Door handles finish		Chrome		
	Privacy glass	–	■	■	■
	Roof rails	■	■	■	■
	Side steps	■	■	■	■
	<b>Lights</b>				
	Headlights low beam		LED		
	Headlights high beam		LED		
	Headlight levelling function		Auto		
	Daytime Running Lights (DRL)		LED		
	Fog lights (front)		LED		
	Cornering lights		LED		
	Brake lights		LED		
	<b>Door Mirrors</b>				
	Electric adjustment	■	■	■	■
	Electric fold control	■	■	■	■
	Integrated turn indicator	■	■	■	■
INTERIOR	<b>Styling</b>				
	Leather bound steering wheel	■	■	■	■
	Leather bound gearshift	■	■	■	■
	Carpet floor covering	■	■	■	■
	<b>Seating</b>				
	Leather appointed seats	–	■	■	■
	Premium fabric seat trim	■	–	–	–
	Water repellent seat trim	■	–	–	–
	Heated front seats	–	–	–	■
	Driver's seat power adjustment	–	■	■	■
	Driver's seat manual adjustment	■	–	–	–
	Front passenger's seat power adjustment	–	■	■	■
	Front passenger's seat manual adjustment	■	–	–	–
	2nd row centre armrest with cupholders	■	■	■	■
	2nd row split folding function	■	■	■	■
	2nd row recline adjustment	■	■	■	■
	3rd row split folding function	–	–	■	■
	3rd row recline adjustment	–	–	■	■
	<b>Storage</b>				
	Centre console with storage box and lid	■	■	■	■
	Centre console tray	■	■	■	■
	Cup holders		6		
	Bottle holders		4		
	Sunglasses storage	■	■	■	■
	Door pockets - front and rear	■	■	■	■
	Seat back pocket - driver and passenger	■	■	■	■
	Rear floor storage box	–	–	■	■

	GLX AUTO	GLS 5 SEAT AUTO	GLS 7 SEAT AUTO	EXCEED AUTO	
DIMENSIONS AND WEIGHTS	Exterior Dimensions				
	Overall length (mm)	4825			
	Overall width (mm)	1815			
	Overall height (mm)	1835			
	Wheelbase (mm)	2800			
	Turning circle, kerb to kerb (m)	11.2			
	Approach angle (degrees)	30			
	Departure angle (degrees)	24.2			
	Ramp breakover angle (degrees)	23.1			
	Ground clearance (mm)	218			
	Fording depth (mm)	700			
	Interior Dimensions				
	Front head room (mm)	1022			
	Front leg room (mm)	1067			
	Front shoulder room (mm)	1420			
	2nd row head room (mm)	957			
	2nd row leg room (mm)	880			
	2nd row shoulder room (mm)	1409			
	3rd row head room (mm)	–	917		
	3rd row leg room (mm)	–	695		
	3rd row shoulder room (mm)	–	1303		
	Weights and Capacities				
	Kerb mass (kg)	2045	2065	2105	2110
	Gross vehicle mass (GVM) - (kg)	2775			
	Gross combination mass (GCM) - (kg)	5565			
	Maximum payload (kg)	730	710	670	665
	Maximum front axle load (kg)	1360			
	Maximum rear axle load (kg)	1600			
	Towing capacity - braked (kg)	3100			
	Towing capacity - unbraked (kg)	750			
Towing capacity - maximum towball load (kg)	310				
Maximum roof load (kg)	80				
Cargo					
Capacity (L) - VDA (to top of 2nd row seat back)	673	502			
Capacity (L) - VDA (to top of 3rd row seat back)	–	131			
Capacity (L) - VDA (max. capacity to roof - 2nd & 3rd row seats folded)	1624	1488			
Cargo room length (mm) - all seats up	1235	393			
Cargo room length (mm) - with 2nd row seats folded	1575	–			
Cargo room length (mm) - with 2nd & 3rd row seats folded	–	1575			
Cargo room width (mm)	1370				
Cargo room height (mm)	995	885			
Width between wheel arches (mm)	1000				

\*Australian Standard ADR 81/02. Figures to be used for comparison across vehicles. Driving conditions will affect actual results.

# MODEL FEATURES



## GLX 4WD

### FEATURES:

- 2.4L MIVEC Turbo Diesel Engine
- Super Select II 4WD
- Selectable Off-Road Modes
- 8 Speed Automatic Transmission
- Paddle Shift
- 7 SRS Airbags
- Cruise Control
- Electric Park Brake
- Brake Auto Hold Function
- Speed Sensitive Intermittent Windscreen Wipers
- Smartphone link Display Audio (SDA) With 8" Touch Screen
- Android Auto™ & Apple CarPlay
- Bluetooth Connectivity® With Voice Control & Audio Streaming
- Digital Audio Broadcast (DAB) Radio
- 4 Speakers
- 2 x USB Input
- Smart Key
- One Touch Start System
- 3 x Accessory Socket
- Second Row Seat USB Power Supply
- Roof Rails
- Side Steps
- LED Daytime Running Lights (DRL)
- Electric Adjustment & Fold Control Door Mirrors With Turn Indicator
- Centre Console With Storage Box & Lid
- Premium Seat Fabric
- 2nd Row Seat Centre Armrest With Cupholders
- 2nd Row Seat Split Folding Function & Recline Adjustment

### MITEC Mitsubishi Motors Intuitive Technology

- Forward Collision Mitigation System (FCM)
- Emergency Stop Signal Function (ESS)
- Emergency Brake Assist System (EBA)
- Hill Start Assist (HSA)
- Hill Descent Control (HDC)
- Active Stability Control (ASC)
- Active Traction Control (ATC)
- Trailer Stability Assist (TSA)
- Anti-lock Braking System (ABS)
- Rear View Camera
- Rear Parking Sensors

## GLS 4WD 5 SEAT

### INCLUDES ALL GLX 4WD FEATURES PLUS:

- Rear Differential Lock
- Electrochromatic Rear View Mirror
- Privacy Glass
- Power Tailgate
- Leather Appointed Seats\*
- Driver's Seat Power Adjustment
- Front Passenger Seat Power Adjustment
- 6 Speakers

### MITEC Mitsubishi Motors Intuitive Technology

- Adaptive Cruise Control
- Automatic Dusk Sensing Headlights
- Automatic Rain sensing Wipers

## GLS 4WD 7 SEAT

### INCLUDES ALL GLS 4WD 7 SEAT FEATURES PLUS:

- 3rd Row Seat Split Fold Function
- 3rd Row Seat Recline Adjustment
- Rear Floor Storage Box

## EXCEED 4WD

### INCLUDES ALL GLS 4WD 7 SEAT FEATURES PLUS:

- 8" Colour LCD Multi Information Display
- Speed Limit Display
- Integrated Satellite Navigation
- Premium Audio System
- 8 Speakers
- Remote Smartphone App\*
  - Operate Tailgate
  - Check Vehicle Status
  - Monitor Fuel Consumption
  - Activate Car Finder Function
  - Set Up Notifications
  - Apple Watch Connectivity

### MITEC Mitsubishi Motors Intuitive Technology

- Blind Spot Warning (BSW)
- Lane Change Assist (LCA)
- Rear Cross Traffic Alert (RCTA)
- Ultrasonic misacceleration Mitigation System (UMS)
- Multi Around Monitor (MAM)
- Front Parking sensors







Exceed model shown with optional accessory rear spoiler.

# EXPLORE OUR ACCESSORIES RANGE

Ask your Mitsubishi dealer to show you what we've got to help you customise your Pajero Sport to your exact requirements. Mitsubishi Genuine Accessories go through an extensive program of design, development and stringent testing to ensure they meet all applicable government standards as well as Mitsubishi's own rigorous engineering specifications and performance targets. By using Mitsubishi Genuine Accessories, you get the best quality accessories that are both as durable and reliable as your adventurous new Pajero Sport.

**If it's not genuine, don't risk it.**



**MITSUBISHI  
DIAMOND  
ADVANTAGE**  
GENUINE ACCESSORIES

**NOT GENUINE?  
DON'T RISK IT.**





Front Protection Bar – Polished



Front Protection Bar – Black



Nudge Bar – Polished



Nudge Bar – Black



Snorkel



LED Light Bar




Tow Bar Kit



Tow Ball



Electric Trailer Brake Controller with Harness



Roof Rack



Luggage Pod (Thule)



Rola Titan Roof Tray



Headlight Protector



Bonnet Protector – Clear & Tinted



Weathershields



Front & Rear Under Garnish



Fender Arch Moulding



Rear Spoiler



Carpet Mats – 5 and 7 Seat



Rubber Mats – 5 and 7 Seat



Luggage Tray – 5 and 7 Seat



Cargo Barrier



Neoprene Seat Covers



LED Illuminated Scuff Plate

Mitsubishi Genuine Accessories have been designed to maintain the integrity of your vehicle and work with all driving systems. Please ensure if fitting non-genuine accessories that they do not interfere with any of the vehicle safety sensors as this may lead to system malfunction and/or false activation. Some accessories are not offered by Mitsubishi on certain models as they interfere with vehicle safety sensors. GENUINE ACCESSORY WARRANTY Mitsubishi Motors Australia Limited warrants that Genuine Accessories will be free from defects in material under conditions of normal use and service within Australia. When Genuine Accessories are fitted prior to the owner taking delivery of the vehicle, Genuine Accessories are covered by a 36 months or 100,000km Warranty. When Genuine Accessories are fitted after the owner has taken delivery of the new vehicle, Genuine Accessories are warranted for whichever is the greater of the following • The balance of 36 months or 100,000km (whichever occurs first) from date of vehicle delivery; or • 12 months or 20,000km (whichever occurs first) from date of fitment. Pictures shown for illustration purpose and may not be product specific. Please check with you Mitsubishi dealer for specific model application.

## COLOUR



White (S)



White Diamond (X)#



Sterling Silver (M)



Graphite Grey (M)



Black Mica (P)#



Dark Blue (P)#



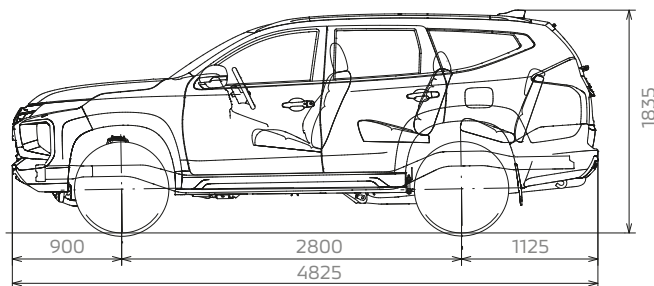


Terra Rossa (P)


(M) Metallic  
(P) Pearlescent  
(X) Prestige

#Available on Exceed & GLS only.


## EXTERIOR DIMENSIONS (MM)



## UPHOLSTERY



**GLX**  
Fabric (Water Repellent)



**GLS/Exceed**  
Black high grade  
leather appointed\*



**BOOK A TEST DRIVE**



**BUILD AND PRICE**

## MITSUBISHI DIAMOND ADVANTAGE

All Mitsubishi Motors vehicles come with the Mitsubishi Diamond Advantage<sup>^</sup> – Warranty, Capped Priced Servicing and Roadside Assistance so that no matter where the road takes you, we will be there with you. Ask your Dealer or visit [mitsubishi-motors.com.au](http://mitsubishi-motors.com.au) to find out more.

\*Leather appointed seats are a combination of genuine and artificial leather, but are not wholly leather. ^Conditions apply. Excludes Government, Rental and National Fleet customers. See [mitsubishi-motors.com.au](http://mitsubishi-motors.com.au) for further information. Always consult your authorised Mitsubishi Dealer for the latest details on specifications, options, process, availability and conditions on New Vehicle Warranty. All product illustrations and specifications referred to herein are believed to be correct at the time of publication approval. Subject to any applicable Federal, State or Territory Laws or ordinance, which may apply from time to time, Mitsubishi Motors Australia Limited reserves the right, without notice, or obligation, to discontinue or make changes to designs, specifications, colours and materials of the options and products referred to herein at any time without incurring any liability to any purchaser thereof. Mitsubishi Motors Australia Limited. ABN 53 007 870 395 PAJSP00120 20MY MMA1547